




INDYLIT 20

Industrial Femtosecond Laser for Material Processing
1030 / 515 nm, 400 fs – 4 ps, 20 W, 100 kHz - 1.0 MHz



WWW.LITILIT.COM

HIGHEST POWER PASSIVELY COOLED INDUSTRIAL LASER

FEATURES

- Extremely robust and stable
- Adjustable repetition rate, pulse duration, power
- High pulse energy and clean pulse shape
- Passively air cooled
- Maintenance-free & turn-key
- Dust and water protection IP51
- Optional built in SH module

APPLICATIONS

- Material microprocessing
- Semiconductor and electronics
- Display manufacturing
- Battery manufacturing
- Metals black and colour marking

INDYLIT 20

The **Indylit 20** is the highest average power and most efficient passively air-cooled femtosecond laser on the market. If you need a reliable femtosecond laser that is maintenance-free, turn-key and has exquisite optical parameters – look no further!

The laser features an innovative and patented passive-cooling design, ensuring high stability of the optical parameters such as pulse duration, beam pointing, and power. The **Indylit 20** mechanical construction can withstand almost everything you can throw at it. It is even protected against dust!

Built-in optional **second harmonics (SH)** module provides wavelength extension, enabling an even wider range of material processing applications.

SPECIFICATIONS

Model	Indylit 20 IR	Indylit 20 SH ¹⁾
Central wavelength	1030 ± 2 nm	515 ± 1 nm
Average power ²⁾	> 13 W @ 100 kHz > 18 W @ 1 MHz (Typ 20 W @ 1 MHz)	> 9 W @ 100 kHz > 4 W @ 1 MHz
Max. pulse energy ²⁾	> 130 µJ	> 90 µJ
Minimal pulse duration	380 ± 20 fs	< 400 fs
Pulse duration tunability	400 fs – 4 ps	N/A
Switch time between harmonic outputs	< 1 s	
Internal pulse repetition rate	100 kHz – 1.0 MHz, down to 30 kHz in burst mode	
Pulse picker	Integrated	
Triggering mode	Pulse picker control via TTL signal (selectable gate or trigger mode)	
Burst length	1...12 pulses	
Max. energy in burst	> 500 µJ	> 200 µJ
Power attenuation ³⁾	100 – 1 %	
Beam quality	$M^2 < 1.2$	
Beam circularity (astigmatism) ⁴⁾	> 0.90	> 0.85
Beam diameter (at 1/e ² level)	2.7 ± 0.2 mm	2.2 ± 0.2 mm
Polarization	Linear horizontal, > 1000 : 1 extinction	
Prepulse contrast	> 1 : 1000	
Post pulse contrast	> 1 : 100	



Model	Indylit 20	Indylit 20 SH ¹⁾
Beam divergence (full angle)	< 1 mrad	
Beam pointing (RMS) ⁵⁾	< 20 μ rad	
Beam pointing vs temperature	< 20 μ rad/°C	
Power stability (RMS) ⁶⁾	< 1%	< 2%
Pulse energy stability (RMS) ⁷⁾	< 1%	< 2%
Warm-up time (cold start)	< 30 min	
Warm-up time (warm start)	< 3 min	
Laser control interface	CAN, USB	
Operating voltage	24V, 25A (100...240 V AC, 47...63 Hz to 24V AC/DC converter included)	
Average power consumption (after warm-up)	300 W	
Maximal power rating	700 W	
Operating temperature	18 – 33 °C	
Humidity	non condensing	
Transportation/storage temperature	-20 – +70 °C	
Dimensions:		
Laser head (L x W x H)	482 x 248 x 143 mm	
Control unit (L x W x H)	449 x 370 x 140 mm	
AC/DC converter (L x W x H)	250 x 125 x 60 mm	
Umbilical length	5.5 \pm 0.1 m	
Cooling:		
Laser head	air (passive) or water coldplate (optional) forced air (fans)	
Control unit		

¹⁾ Indylit 20 SH model has also 1030 nm output with the same specifications as Indylit 20 IR model. The outputs can be switched by GUI interface or CAN command.

²⁾ Please refer to the power and energy vs. pulse repetition rate curves for typical values.

³⁾ Attenuation can be controlled by a few different methods: a) by PC user interface, b) by CAN register, c) by analog input (0 – 1 V, rise time < 1 μ s). Beam quality specifications are maintained down to 10% power level.

⁴⁾ Defined as the worst case ellipticity along the z-scan ($\pm 5 \times L_{Rayleigh}$) of the beam.

⁵⁾ Measured during 8 h operation starting 30 minutes after warm-up. Environmental temperature stability within ± 1 °C.

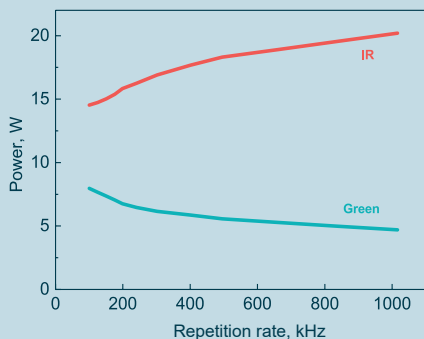
⁶⁾ Measured with integration time of 1 s at the same conditions as (7).

⁷⁾ Measured within 10 s time interval for at least 1000 pulses.

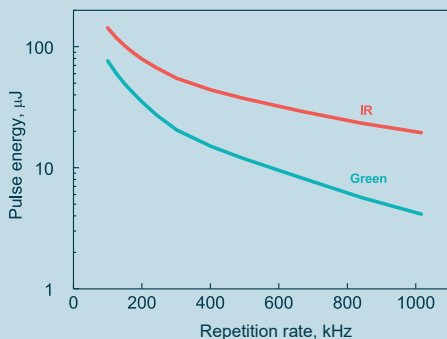
⁸⁾ Technology is protected by international patents: LT6261 (B); JP6276471 (B2); US10038297 (B2); EP3178137; DK3178137 (T3); CN106575849 (B); PL3178137 (T3); LT6639 (B); LT2020 563

INDYLIT 20

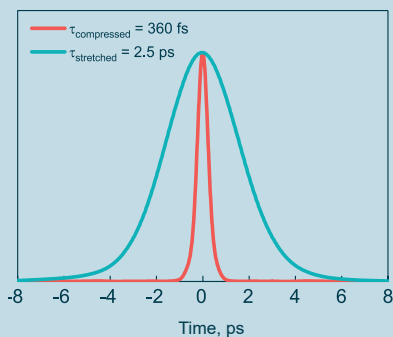
PERFORMANCE



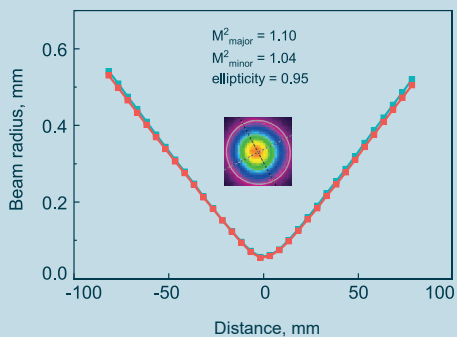
Average power dependence on the pulse repetition rate for infrared and green (SH option) output



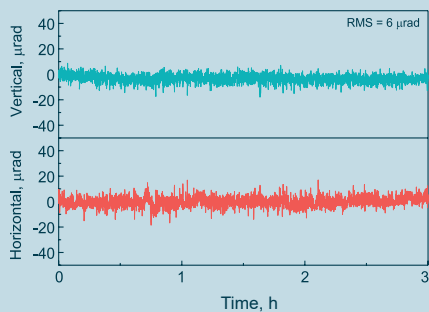
Pulse energy dependence on the pulse repetition rate for infrared and green (SH option) output



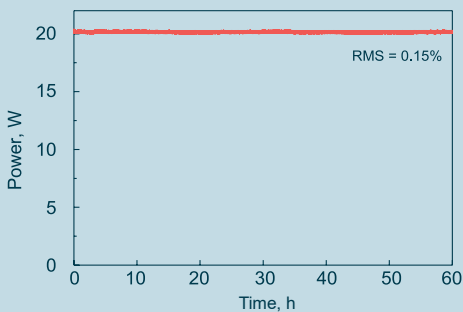
Pulse autocorrelation traces of optimally compressed and maximally stretched pulses at 130 μJ pulse energy and 100 kHz repetition rate



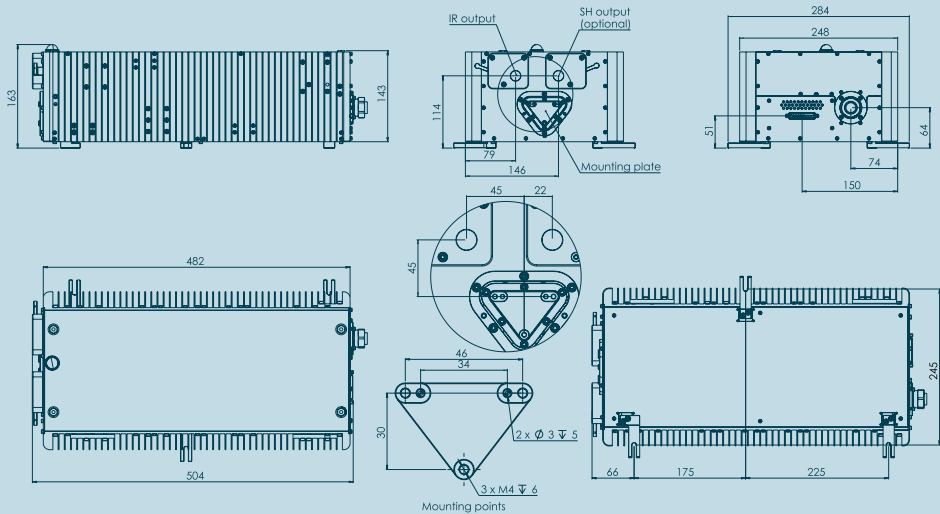
Beam z-scan measurement and beam profile in far field



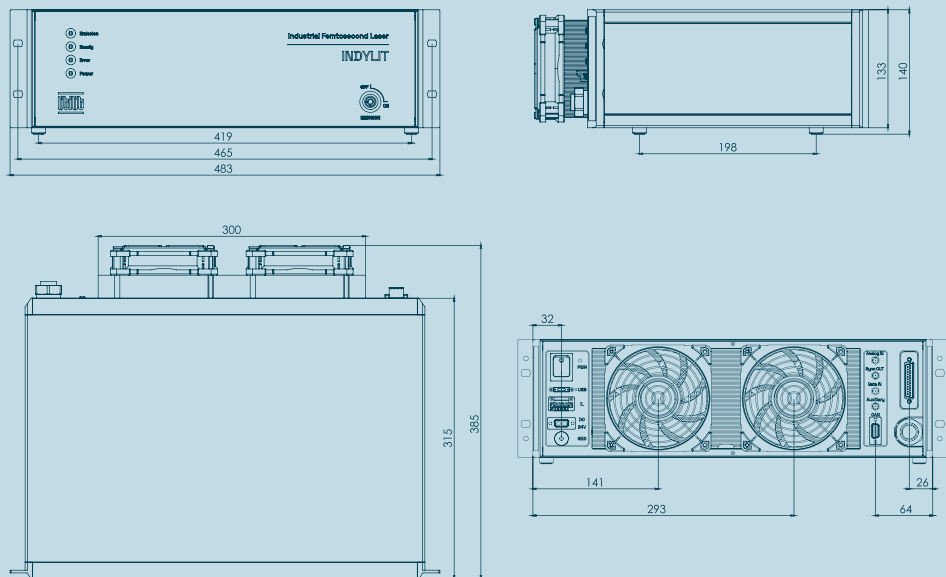
Long term beam pointing measurement



Long term output power stability



Drawing of Indylit 20 laser head (in mm)



Drawing of Indylit 20 laser control unit (in mm)

